





2023 Miles for Hope Results

Race 15: 06:30 AM Mens Masters 1x Final

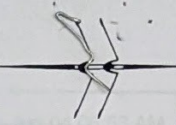


Place	Lane	Organization	Net Time	%	Raw	Handicap	Split	Pts
1st	1	CCRA A (M. Levy)	04:55.23		04:55.23			10.0
2nd	6	MHRA A (P. Ladd)	05:10.80	5.3%	05:10.80		00:00:15.57	8.0
3rd	2	HRRA (C. Mathers)	05:13.88	6.3%	05:13.88		00:00:18.65	4.0
4th	4	MHRA B (P. Pietrow)	05:14.73	6.6%	05:14.73		00:00:19.50	1.0
5th	5	CCRA B (G. Wolf)	05:25.04	10.1%	05:25.04		00:00:29.81	0.5
	3	Unaffiliated (USA) (F. Chernoff)	Scratch					
	7	PNRA (I. Breilyn)	Scratch					

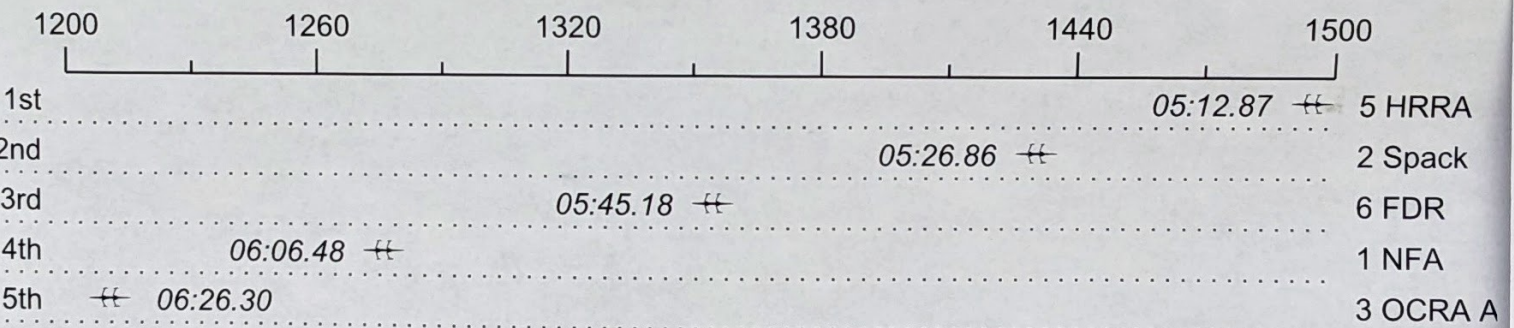


2023 Miles for Hope Results

Race 13: 06:40 AM Womens HS 2x Final




Place	Lane	Organization	Net Time	%	Raw	Handicap	Split	Pts
1st	5	HRRA	05:12.87		05:12.87			15.0
2nd	2	Spack	05:26.86	4.5%	05:26.86		00:00:13.99	12.0
3rd	6	FDR	05:45.18	10.3%	05:45.18		00:00:32.31	6.0
4th	1	NFA	06:06.48	17.1%	06:06.48		00:00:53.61	1.5
5th	3	OCRA A	06:26.30	23.5%	06:26.30		00:01:13.43	0.8
	4	OCRA B	Scratch					




2023 Miles for Hope Results

Race 14: 06:50 AM Mens HS 1x Final




Place	Lane	Organization	Net Time	%	Raw	Handicap	Split	Pts
1st	6	Wapp (M. Clyde)	04:59.36		04:59.36			10.0
2nd	4	Shaker B (S. Harkavy)	05:06.46	2.4%	05:06.46		00:00:07.10	8.0
3rd	3	Shaker A (C. Carey)	05:08.81	3.2%	05:08.81		00:00:09.45	4.0
4th	1	OCRA A (J. Larkin)	06:06.35	22.4%	06:06.35		00:01:06.99	1.0
5th	2	HRRA (R. Poellot)	06:23.00	27.9%	06:23.00		00:01:23.64	0.5
	5	OCRA B (N. Drake)	Scratch					






2023 Miles for Hope Results

Race 11: 07:00 AM Womens HS Novice 8+ Final



Place	Lane	Organization	Net Time	%	Raw	Handicap	Split	Pts
1st	2	Wapp	04:52.29		04:52.29			30.0
2nd	4	NFA	05:01.29	3.1%	05:01.29		00:00:09.00	24.0
3rd	5	RHS	05:06.57	4.9%	05:06.57		00:00:14.28	12.0
4th	3	FDR B	05:13.88	7.4%	05:13.88		00:00:21.59	3.0
5th	6	FDR A	05:19.60	9.3%	05:19.60		00:00:27.31	1.5



Split	Pts
10.0	
00:00:15.57 8.0	
00:00:18.65 4.0	
00:00:19.50 1.0	
00:00:29.81 0.5	

CRA A (M. Levy)
 CRA A (P. Ladd)
 CRA (C. Mathers)
 CRA B (P. Pietrow)
 CRA B (G. Wolf)




Place	Lane	Organization
1st	3	SH
2nd	1	SH
3rd	2	Sp
4th	4	OC
5th	5	SH
6th	6	FD
7th	7	NF

1150
 1st
 2nd
 3rd
 4th
 5th
 6th
 7th ++ 05

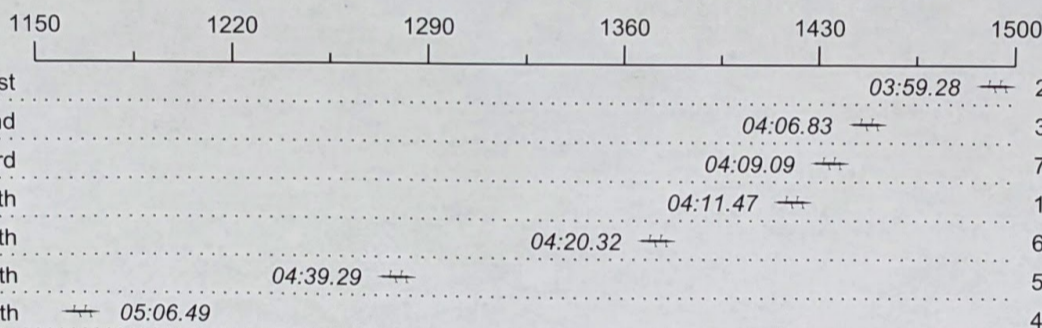


2023 Miles for Hope Results

Race 02a: 07:10 AM Mens HS Varsity 4+ Flight 1



Place	Lane	Organization	Net Time	%	Raw	Handicap	Split	Pts
1st	2	Wapp D	03:59.28		03:59.28			
2nd	3	CCRA	04:06.83	3.2%	04:06.83		00:00:07.55	
3rd	7	RHS	04:09.09	4.1%	04:09.09		00:00:09.81	
4th	1	FDR C	04:11.47	5.1%	04:11.47		00:00:12.19	
5th	6	Lourdes B	04:20.32	8.8%	04:20.32		00:00:21.04	
6th	5	NFA A	04:39.29	16.7%	04:39.29		00:00:40.01	
7th	4	Arlington C	05:06.49	28.1%	05:06.49		00:01:07.21	



Split	Pts
15.0	
00:00:13.99 12.0	
00:00:32.31 6.0	
00:00:53.61 1.5	
00:01:13.43 0.8	

1500
 5 HRRA
 2 Spack
 6 FDR
 1 NFA
 3 OCRA A




Place	Lane	Organization
1st	5	HR
2nd	4	MH
3rd	1	Sau
4th	3	HR
5th	2	CC

1350
 1st
 2nd
 3rd
 4th
 5th

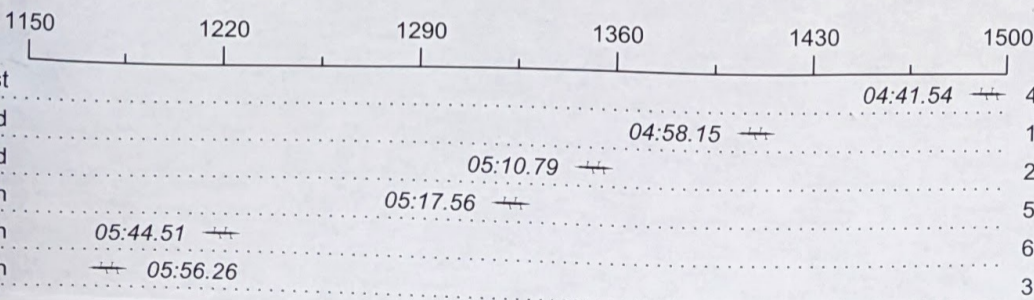


2023 Miles for Hope Results

Race 02b: 07:20 AM Mens HS Varsity 4+ Flight 2



Place	Lane	Organization	Net Time	%	Raw	Handicap	Split	Pts
1st	4	Lourdes A	04:41.54		04:41.54			
2nd	1	Spack B	04:58.15	5.9%	04:58.15		00:00:16.61	
3rd	2	NFA B	05:10.79	10.4%	05:10.79		00:00:29.25	
4th	5	Arlington B	05:17.56	12.8%	05:17.56		00:00:36.02	
5th	6	Wapp B	05:44.51	22.4%	05:44.51		00:01:02.97	
6th	3	Wapp E	05:56.26	26.5%	05:56.26		00:01:14.72	
7	FDR B		Scratch					



Split	Pts
10.0	
00:00:07.10 8.0	
00:00:09.45 4.0	
01:06.99 1.0	
01:23.64 0.5	

Clyde)
 S. Harkavy)
 C. Carey)
 Larkin)
 bellot)



Place	Lane	Organization
1st	3	Clar
2nd	4	RHS
3rd	2	FDR
4th	5	FDR
5th	1	Wap
6th	6	Arlin

1100
 1st
 2nd
 3rd
 4th
 5th
 6th 05:01.2




2023 Miles for Hope Results

Race 02c: 07:30 AM Mens HS Varsity 4+ Flight 3



Place	Lane	Organization	Net Time	%	Raw	Handicap	Split	Pts
1st	4	Wapp A	04:46.66		04:46.66			
2nd	3	FDR A	05:01.75	5.3%	05:01.75		00:00:15.09	
3rd	5	Spack A	05:02.40	5.5%	05:02.40		00:00:15.74	
4th	2	Wapp C	05:20.38	11.8%	05:20.38		00:00:33.72	
5th	6	Wapp F	05:28.32	14.5%	05:28.32		00:00:41.66	
6th	7	Arlington A	05:46.33	20.8%	05:46.33		00:00:59.67	
1	Clarkstown		Scratch					



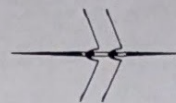
07:20 AM
 Workbench

Hudson River Rowing
 Hudson River Rowing





2023 Miles for Hope Results

Race 16: 08:10 AM Mens HS 2x Final




Pts	Place	Lane	Organization	Net Time	%	Raw	Handicap	Split	Pts
30.0	1st	3	Shaker A	04:37.16		04:37.16			15.0
00 24.0	2nd	1	Shaker B	04:48.28	4.0%	04:48.28		00:00:11.12	12.0
28 12.0	3rd	2	Spack	05:03.70	9.6%	05:03.70		00:00:26.54	6.0
59 3.0	4th	4	OCRA	05:07.43	10.9%	05:07.43		00:00:30.27	3.0
31 1.5	5th	5	Shaker C	05:25.67	17.5%	05:25.67		00:00:48.51	1.5
	6th	6	FDR	05:28.40	18.5%	05:28.40		00:00:51.24	0.8
	7th	7	NFA	05:54.95	28.1%	05:54.95		00:01:17.79	




2023 Miles for Hope Results

Race 04: 08:20 AM Womens Masters 8+ Final




Pts	Place	Lane	Organization	Net Time	%	Raw	Handicap	Split	Pts
30.0	1st	5	HRRRA B	04:46.65		04:46.65			30.0
24.0	2nd	4	MHRA	04:51.64	1.7%	04:51.64		00:00:04.99	24.0
12.0	3rd	1	Saugatuck	05:07.24	7.2%	05:07.24		00:00:20.59	12.0
3.0	4th	3	HRRRA A	05:12.94	9.2%	05:12.94		00:00:26.29	3.0
1.5	5th	2	CCRA	05:14.11	9.6%	05:14.11		00:00:27.46	1.5




2023 Miles for Hope Results

Race 19: 08:30 AM Mens HS Novice 8+ Final




Pts	Place	Lane	Organization	Net Time	%	Raw	Handicap	Split	Pts
30.0	1st	3	Clarkstown	03:53.57		03:53.57			30.0
24.0	2nd	4	RHS	04:01.92	3.6%	04:01.92		00:00:08.35	24.0
12.0	3rd	2	FDR A	04:27.39	14.5%	04:27.39		00:00:33.82	12.0
6.0	4th	5	FDR B	04:51.38	24.8%	04:51.38		00:00:57.81	6.0
3.0	5th	1	Wapp	04:52.34	25.2%	04:52.34		00:00:58.77	3.0
1.5	6th	6	Arlington	05:01.22	29.0%	05:01.22		00:01:07.65	1.5







2023 Miles for Hope Results

Race 02c: 07:30 AM Mens HS Varsity 4+ Flight 3




Place	Lane	Organization	Net Time	%	Raw	Handicap	Split	Pts
1st	4	Wapp A	04:46.66		04:46.66			
2nd	3	FDR A	05:01.75	5.3%	05:01.75		00:00:15.09	
3rd	5	Spack A	05:02.40	5.5%	05:02.40		00:00:15.74	
4th	2	Wapp C	05:20.38	11.8%	05:20.38		00:00:33.72	
5th	6	Wapp F	05:28.32	14.5%	05:28.32		00:00:41.66	
6th	7	Arlington A	05:46.33	20.8%	05:46.33		00:00:59.67	
1		Clarkstown	Scratch					





2023 Miles for Hope Results

Race 06: 07:40 AM Womens HS Varsity 8+ Final

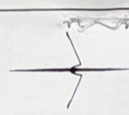


Place	Lane	Organization	Net Time	%	Raw	Handicap	Split	Pts
1st	1	Wapp A	05:19.74		05:19.74			30.0
2nd	3	RHS	05:35.82	5.0%	05:35.82		00:00:16.08	18.0
3rd	5	Wapp B	05:42.01	7.0%	05:42.01		00:00:22.27	9.0
4th	4	Clarkstown	06:06.50	14.6%	06:06.50		00:00:46.76	1.5
	2	Spack	Scratch					





2023 Miles for Hope Results

Race 05: 07:50 AM Womens HS 1x Final

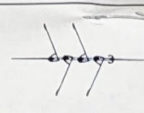


Place	Lane	Organization	Net Time	%	Raw	Handicap	Split	Pts
1st	2	HRRA B (C. Beahan)	06:22.06		06:22.06			10.0
2nd	3	Lourdes (M. Igoe)	06:29.66	2.0%	06:29.66		00:00:07.60	6.0
3rd	5	HRRA A (E. Harris)	06:41.05	5.0%	06:41.05		00:00:18.99	3.0
4th	4	OCRA B (B. Ayuso)	07:32.75	18.5%	07:32.75		00:01:10.69	0.5
	6	OCRA A (M. Larkin)	Scratch					



2023 Miles for Hope Results

Race 09: 08:00 AM Mens Masters 4+ Final



Place	Lane	Organization	Net Time	%	Raw	Handicap	Split	Pts
1st	3	CCRA A	05:12.08		05:12.08			20.0
2nd	2	HRRA	05:18.25	2.0%	05:18.25		00:00:06.17	12.0
3rd	4	Marist	05:27.72	5.0%	05:27.72		00:00:15.64	6.0
4th	5	CCRA B	05:35.24	7.4%	05:35.24		00:00:23.16	1.0

